

PERMIT
CITY OF NAPOLEON, OHIO - BUILDING DEPARTMENT
 255 West Riverview Avenue, Napoleon, Ohio 43545 - (419) 592-4010

Permit No. 2838 Issued 1-28-93

Job Location 620 Stout Apt. 1 & 2

Lot 2 R.K. Scotts Outlots

Issued by Brent N. Damman

Owner Robert Beck 592-8307

Address 11-622 Co. Rd. M, Napoleon,
Ohio

Agent Same

Address _____

Use Type - Residential xx

Other - Describe _____

No. Dwelling Units _____

New xx Replacement _____

Add'n. _____ Alter _____ Remodel _____

Mixed Occupancy _____

Change of Occupancy _____

Estimated Cost \$ 58,000.00

ZONING INFORMATION

district <u>C</u>	lot dimensions <u>132' x 330'</u>	area <u>43,601</u>	front yd <u>25</u>	side yd <u>10</u>	rear yd <u>15</u>
max hgt	no pkg spaces	no ldg spaces	max cover	petition or appeal req'd	date appr

WORK INFORMATION

Size: Length 54'8" Width 30'8" Stories _____ Ground Floor Area 1676 s.f.
 Height _____ Building Volume (for Demo. Permit) _____

Electrical: _____

Plumbing: _____

Mechanical: _____

Additional Information: New duplex home, sewer tap waived in lieu of main line construction. Water tap fee has been waived in lieu of main water line construction. BND.
 Date _____ Applicant Signature Robert D. Beck BND

FEES	BASE	PLUS	TOTAL
<input checked="" type="checkbox"/> Building	\$ 9.00	\$ 144.00	\$ 153.00
<input checked="" type="checkbox"/> Electrical	\$ 15.00	\$ 75.00	\$ 90.00
<input checked="" type="checkbox"/> Plumbing	\$ 9.00	\$ 30.00	\$ 39.00
<input checked="" type="checkbox"/> Mechanical	\$ 18.00	\$ 2.00	\$ 20.00
<input type="checkbox"/> Demolition	\$ _____	\$ _____	\$ _____
<input type="checkbox"/> Zoning	\$ _____	\$ _____	\$ _____
<input type="checkbox"/> Sign	\$ _____	\$ _____	\$ _____
<input type="checkbox"/> Water Tap	\$ _____	\$ _____	\$ _____
<input type="checkbox"/> Sew. Insp.	\$ _____	\$ _____	\$ _____
<input type="checkbox"/> Sewer Tap	\$ _____	\$ _____	\$ _____
<input type="checkbox"/> Temp. Water	\$ 5.00	\$ _____	\$ 5.00
<input type="checkbox"/> Temp. Elec.	\$ 10.00	\$ _____	\$ 10.00
TOTAL FEES.....			\$ 317.00
LESS FEES PAID.....			\$ _____
BALANCE DUE.....			\$ 317.00

PAID
FEB 15 1993

INSPECTION RECORD

		ROUGH-IN							FIN.	
		UNDERGROUND		Type	Date	By	Type	Date		By
PLUMBING	Building Drains			Drainage, Waste & Vent Piping			Indirect Waste			Drainage, Waste & Vent Piping
	Water Piping						Condensate Lines			Backflow Prevention
	Building Sewer			Water Piping						Water Heater
	Sewer Connection									FINAL APPROVAL
MECHANICAL	Refrigerant Piping			Refrigerant Piping			Chimney(s)			Grease Exhaust System
	Ducts/Plenums			Duct Furnace(s)			Fire Dampers			Air Cond. Unit(s)
				Ducts/Plenums			<input type="checkbox"/> Radiant Htr(s) <input type="checkbox"/> Unit Htr(s)			Refrigeration Equipment
				Duct Insulation			Pool Heater			Furnace(s)
ELECTRICAL	Conduits & or Cable			Conduits/Cable			<input type="checkbox"/> Range <input type="checkbox"/> Dryer			Temp Service Temp Lighting
	Grounding & or Bonding			Rough Wiring			<input type="checkbox"/> Generator(s) <input type="checkbox"/> Motors			Fixtures Lampholders
	Floor Ducts Raceways			Service Panel Switchboard			<input type="checkbox"/> Water Htr <input type="checkbox"/> Welder			Signs
	Service Conduit			Busways Ducts			<input type="checkbox"/> Heaters <input type="checkbox"/> Heat Cable			Electric Mtr. Clearance
BUILDING	Temporary Power Pole			Subpanels			<input type="checkbox"/> Duct Htr(s) <input type="checkbox"/> Furnace(s)			FINAL APPROVAL
	Location, Set-backs, Esmt(s)			Exterior Wall Construction			Roof Covering Roof Drainage			Smoke Detector
	Excavation						Exterior Lath			Demolition (sewer cap)
	Footings & Reinforcing						<input type="checkbox"/> Interior Lath <input type="checkbox"/> Wallboard			Building or Structure
ADDITIONAL	Floor Slab			Interior Wall Construction			Fire Wall(s)			
	Foundation Walls			Columns & Supports			Fireplace Chimney			
	Sub-soil Drain			Crawl Space <input type="checkbox"/> Vent <input type="checkbox"/> Access			Attic <input type="checkbox"/> Vent <input type="checkbox"/> Access			FINAL APPROVAL BLDG. DEPT.
	Piles			Floor System(s)						Certificate of Occupancy Issued
		INSPECTIONS, CORRECTIONS, ETC.								
		INSPECTIONS, CORRECTIONS, ETC.								
		INSPECTIONS, CORRECTIONS, ETC.								
		INSPECTIONS, CORRECTIONS, ETC.								

10/10/10
 10/10/10
 10/10/10
 10/10/10

E. WASHINGTON

TRANSFORMER
POLE OK

STOUT

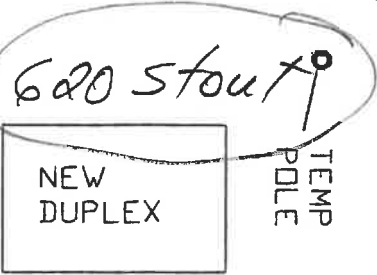


E. MAIN

INSTALL A 40' POLE
FOR A FUTURE JOB.
INSTALL A #4 TRIPLEX
XOVER FOR THE TEMP
POLE. LEAVE WELL
DOWN FROM THE TOP
OF THE NEW POLE.

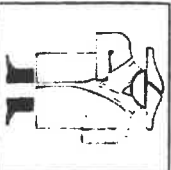
13'

58'



*Done 12-18-92
HBS, BK*

DUPPS#- 1216JJ045



Napoleon Power & Light

1775 Industrial Drive Napoleon, Ohio

ITEM: STOUT ST BETWEEN WASHINGTON & MAIN

DATE: 12/16/92 W.D.#: J01175 DRAWN BY: MTD

E. WASHINGTON

STOUT

E. MAIN

ALLEY

SLACK SPAN
PRIMARY &
NEUTRAL

DUPLEX

MID-SPAN
DROP

TRIPLEX

INSTALL #2 ACSR PRIMARY
125'

INSTALL 2/0 TRIPLEX LINE SECONDARY

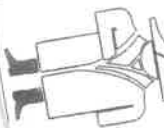
INSTALL A 40'
POLE, 50 KVA
TRANSFORMER

TRIPLEX

102'

INSTALL A 40' POLE
WITH DOWNGUY & ANCHOR
WITH DEADEND PRIMARY ON THIS
POLE FOR FUTURE UNDERGROUND
PRIMARY

FUTURE
TRIPLEX



Napoleon Power & L
Napoleo...

1775 Industrial Drive				Napoleo...	
ITEM	620 STOUT ST.	W.O.#	J.O.#	BRAYN	
DATE	2/22/93	27927	J01195	M	

CH

off center line

G20 stout
H2

4" service line

56'

23'

7.11
6" PVC SDR

4.67
@ 7.5'

Drake Const

2-28-92

Greg Brock
Town District

END

Stout

APPLICATION FOR

Residential, Building, Electrical, Plumbing, Mechanical, and Demolition Permit
FROM - The City of Napoleon, Ohio, Building Department
 255 West Riverview Avenue; P.O. Box 151; Napoleon, Ohio 43545 - Telephone (419) 592-4010

ENTRY NO. _____

PERMIT NO. 2838 ISSUED 1-28-93

JOB LOCATION 620 Stout Apt. 1+2

LOT 2 R.K. Scotts Outlots
 (Subdivision or Legal Description)

ISSUED BY BND
 (Building Official)

OWNER Robert Beck PHONE 592-9307

ADDRESS 11-622 Co. Rd. M Napoleon, Oh

AGENT Same PHONE _____

ADDRESS _____

USE: Residential () Commercial () Industrial
 () Other _____

WORK: New () Addition () Replacement () Remodel

ESTIMATED COST = \$ 58000.00

	<u>Base</u>	<u>Plus</u>	<u>Total</u>
<input checked="" type="checkbox"/> Building	\$ <u>9.00</u>	\$ <u>144.00</u>	\$ <u>153.00</u>
<input checked="" type="checkbox"/> Electrical	\$ <u>15.00</u>	\$ <u>75.00</u>	\$ <u>90.00</u>
<input checked="" type="checkbox"/> Plumbing	\$ <u>9.00</u>	\$ <u>30.00</u>	\$ <u>39.00</u>
<input checked="" type="checkbox"/> Mechanical	\$ <u>18.00</u>	\$ <u>2.00</u>	\$ <u>20.00</u>
() Demolition	\$ _____	\$ _____	\$ _____
() Zoning	\$ _____	\$ _____	\$ _____
() Sign	\$ _____	\$ _____	\$ _____
<input checked="" type="checkbox"/> Water Tap	\$ _____	\$ _____	\$ _____
<input checked="" type="checkbox"/> Sewer Tap	\$ _____	\$ _____	\$ _____
<input checked="" type="checkbox"/> Temp Water	\$ <u>5.00</u>	\$ _____	\$ <u>5.00</u>
<input checked="" type="checkbox"/> Temp Elec.	\$ <u>10.00</u>	\$ _____	\$ <u>10.00</u>

Additional Plan Review: Structure _____ Hours _____
 Electric _____ Hours _____

TOTAL FEES \$ 317.00
 Less Fees Paid \$ _____
 BALANCE DUE \$ 317.00

ZONING INFORMATION

District	Lot Dimensions	Area	Front Yard	Side Yard	Rear Yard
C	132' x 330'	43,601.	25	10	15
Max Height	No. Pkg. Spaces	No. Ldg. Spaces	Max Cover	Petition or Appeal Required-Date	

WORK INFORMATION

Building: Ground Floor Area 1676 sq. ft. Basement Floor Area _____ sq. ft.
 Garage Floor Area _____ sq. ft. 2nd Floor Area _____ sq. ft. Other _____ sq. ft.
 Size: Width 30'8" Length 54'8" Stories _____ Height _____
 Building Volume (for Demolition Permit) _____ cubic feet

Description of Work: New Duplex Home, Sewer tap waived in lieu of Mainline Const.
Water tap fee has been waived in lieu of Main
water line construction. BND

ELECTRICAL: Contractor _____ Phone _____

Address _____ ESTIMATED COST = \$ _____

Type of Work: New () Service Change () Rewiring () Add'l Wiring TEMPORARY ELEC. REQUIRED - () Yes () No

Size of Service 2-100^s Underground _____ Overhead Number of New Circuits 25

Description of Work: New System

PLUMBING: Contractor _____ Phone _____

Address _____ ESTIMATED COST = \$ _____

WATER TAP REQUIRED - Yes () No Size 1 Type of Pipe _____ Water Dist. Pipe _____

SANITARY SEWER TAP REQUIRED - Yes () No Size 4 Type of Pipe _____ Dr. Waste Vt. Pipe _____

STREET SEWER TAP REQUIRED - () Yes () No Type of Pipe _____ STREET TO BE OPENED - () Yes () No

Main Building Drain Size = _____ Main Vent Pipe Size = _____

LIST NUMBER OF PLUMBING FIXTURES BELOW:

Water Closets = 2 Bathtubs = 2 Showers = _____ Lavatories = 2 Kitchen Sinks = 2 Disposal = _____

Clothes Washer = 2 Floor Drains = _____ Dishwasher = _____ Other _____ Total = 10

Description of Work: New System

MECHANICAL: Contractor _____ Phone _____

Address _____ ESTIMATED COST = \$ _____

HEATING SYSTEM - Forced Air () Gravity () Hot Water () Steam () Unit Heaters () Radiant () Baseboard

TYPE OF FUEL - () Electric Natural Gas () Propane () Wood () Coal () Solar () Geothermal Other _____

NUMBER OF HEAT ZONES = _____ HOT WATER - () One (1) Pipe () Two (2) Pipes () Series Loop

ELECTRIC HEAT - Number of Circuits _____ Number of Furnaces 2 Number of Hot Air Runs 10

Number of Hot Water Radiators _____ Total Heat Loss 45,000 Rated Capacity of Furnace/Boiler 80,000

LOCATION OF HEATING UNITS - () Crawl Space () Floor Level () Attic () Suspended () Roof () Outside

Description of Work: New System

DRAWINGS REQUIRED: All applications must be accompanied by two (2) complete sets of Drawings including Site Plans, Foundation Plans, Floor Plans, Structural Framing Plans, Exterior Elevations, Section and Details, Stair Details, Electrical Layout, Plumbing Isometric, Heating Layout, etc. All Plans shall be drawn to scale, show all existing structure on the Site Plans, and show electric panel and furnace locations.

READ AND SIGN BELOW: The undersigned hereby makes application for a Permit for all work described herein and agrees to complete the work in strict accordance with all applicable provisions of the current edition of the C.A.B.O. Building Code, the Napoleon Building and Zoning Codes, the Napoleon Engineering Department Rules and Regulations, Standard Specifications and other pertinent sections of the Napoleon Code of Ordinances.

Signature of Applicant _____ Date _____

METER YOKE RELEASE

This document is for the release of one (1) Water Meter Yoke for Residential water service lines.

RELEASE NO. _____

PERMIT NO. 2838 ISSUED 3-12-93

JOB LOCATION 620 Stout St. Apt. 2

- Inside City Limits () - Outside City Limits

ISSUED BY Dan M. Dorman

OWNER Becks Construction

ADDRESS 11-622 Co. Rd. m Napoleon, Ohio

CONTRACTOR Meyers P+H

ADDRESS 829 N. Perry Napoleon

CONTRACTOR'S PHONE NO. (592-6771)

WATER TAP SIZE: = 1" () = 1-1/2" () = 2"

WATER METER s# _____

- New Dwelling () - Existing Dwelling

Water Service Line to be Type (K) Copper or (CTS) Polyethelene Tubing of one inch (1") minimum.

Watts No. 7 Dual check required () = Yes = No

Water Meter Yoke installation is subject to the following conditions:

- 1.) Must be located in an accessible area.
- 2.) Must be in an area not subject to freezing temperatures.
- 3.) Must be eighteen inches (18") above floor level, **not in crawl spaces**, unless circumstances dictate.
- 4.) Must comply with the mounting criteria and clearances as set forth in **DRAWING #04403901.**

METER YOKE RELEASE

This document is for the release of **one (1)** Water Meter Yoke for Residential water service lines.

RELEASE NO. _____

PERMIT NO. 2838 ISSUED 3-12-93

JOB LOCATION 620 Stout St. Apt #1

- Inside City Limits () - Outside City Limits

ISSUED BY Dwight M. Damman

OWNER Becks Construction

ADDRESS 11-622 Co. Rd. M Napoleon, Ohio

CONTRACTOR Self Meyers P & H

ADDRESS 829 N. Perry

CONTRACTOR'S PHONE NO. 592-6771

WATER TAP SIZE: = 1" () = 1-1/2" () = 2"

WATER METER s# _____

- New Dwelling () - Existing Dwelling

Water Service Line to be Type (K) Copper or (CTS) Polyethelene Tubing of one inch (1") minimum.

Watts No. 7 Dual check required () = Yes = No

Water Meter Yoke installation is subject to the following conditions:

- 1.) Must be located in an accessible area.
- 2.) Must be in an area not subject to freezing temperatures.
- 3.) Must be eighteen inches (18") above floor level, **not in crawl spaces**, unless circumstances dictate.
- 4.) Must comply with the mounting criteria and clearances as set forth in **DRAWING #04403901.**

